



### District Report Card: 2017


<b>State:</b> Assam	<b>District:</b> Kamrup-metro
<b>Class:</b> 5	<b>Subject:</b> Language
<b>Schools:</b> 56	<b>Students:</b> 1022


### Participation/Coverage


#### Students

<div>GENDER</div> <div></div>	Boys		Girls	
	Number	%	Number	%
	459	44.91	563	55.09

<div>AREA</div> <div></div>	Rural		Urban	
	Number	%	Number	%
	277	27.10	745	72.90

<div>CATEGORY</div> <div></div>	SC		ST		OBC		GEN	
	Number	%	Number	%	Number	%	Number	%
	196	19.18	96	9.39	200	19.57	530	51.86

<div>CWSN</div> <div></div>	LD	VI	HI	S&LD	ID	Oth
	1	1	0	1	2	1

<div>Management</div> <div></div>	Government		Government-aided	
	Number	%	Number	%
	911	89.14	111	10.86

### Average Performance of Students in Language (%)

Overall	Gender		Area		Management		Social Group			
	Male	Female	Rural	Urban	Govt.	Aided	SC	ST	OBC	GEN
59.05	56.37	61.24	58.53	59.25	58.48	63.78	62.45	51.04	54.47	60.98

## Performance on Learning Outcomes (LOs)

Learning Outcomes	Description	Average Performance(%)
L504	Reads and comprehends independently storybooks, news items/ headlines, advertisements etc.	57.48
L508	Reads text with comprehension, locates details and sequence of events	59.84

Range of Performance of Students who Answered Correctly							
Below 30%		30% - 50%		50% - 75%		Above 75%	
Number	%	Number	%	Number	%	Number	%
94	9.20	255	24.95	424	41.49	249	24.36

## Lowest Performing Learning Outcomes (LOs)

- 1 - Reads and comprehends independently storybooks, news items/ headlines, advertisements etc. (57.48)
- 2 - Reads text with comprehension, locates details and sequence of events (59.84)